

2016 Another Record-Breaker for Skyscraper Completions; 18 “Tallest Titles” Bestowed

Report by Jason Gabel, CTBUH; Research by Annan Shehadi, Shawn Ursini, and Marshall Gerometta, CTBUH

Note: Please refer to “Tall Buildings in Numbers – The Global Tall Building Picture: Impact of 2016” in conjunction with this paper, pages 9–10.

The Council on Tall Buildings and Urban Habitat (CTBUH) has determined that 128 buildings of 200 meters’ height or greater were completed around the world in 2016 (see Figure 1) – setting a new record for annual tall building completions and marking the third consecutive record-breaking year.

Further Highlights:

- The 128 buildings completed in 2016 beat every previous year on record, including the previous record high of 114 completions in 2015. This brings the total number of 200-meter-plus buildings in the world to 1,168, marking a 441% increase from the year 2000, when only 265 existed.

- There were eighteen 200-meter-plus buildings completed that became the tallest in a city, country, or region.
- A total of 10 supertalls (buildings of 300 meters or higher) were completed in 2016, fewer than we anticipated this time last year, partly as a result of

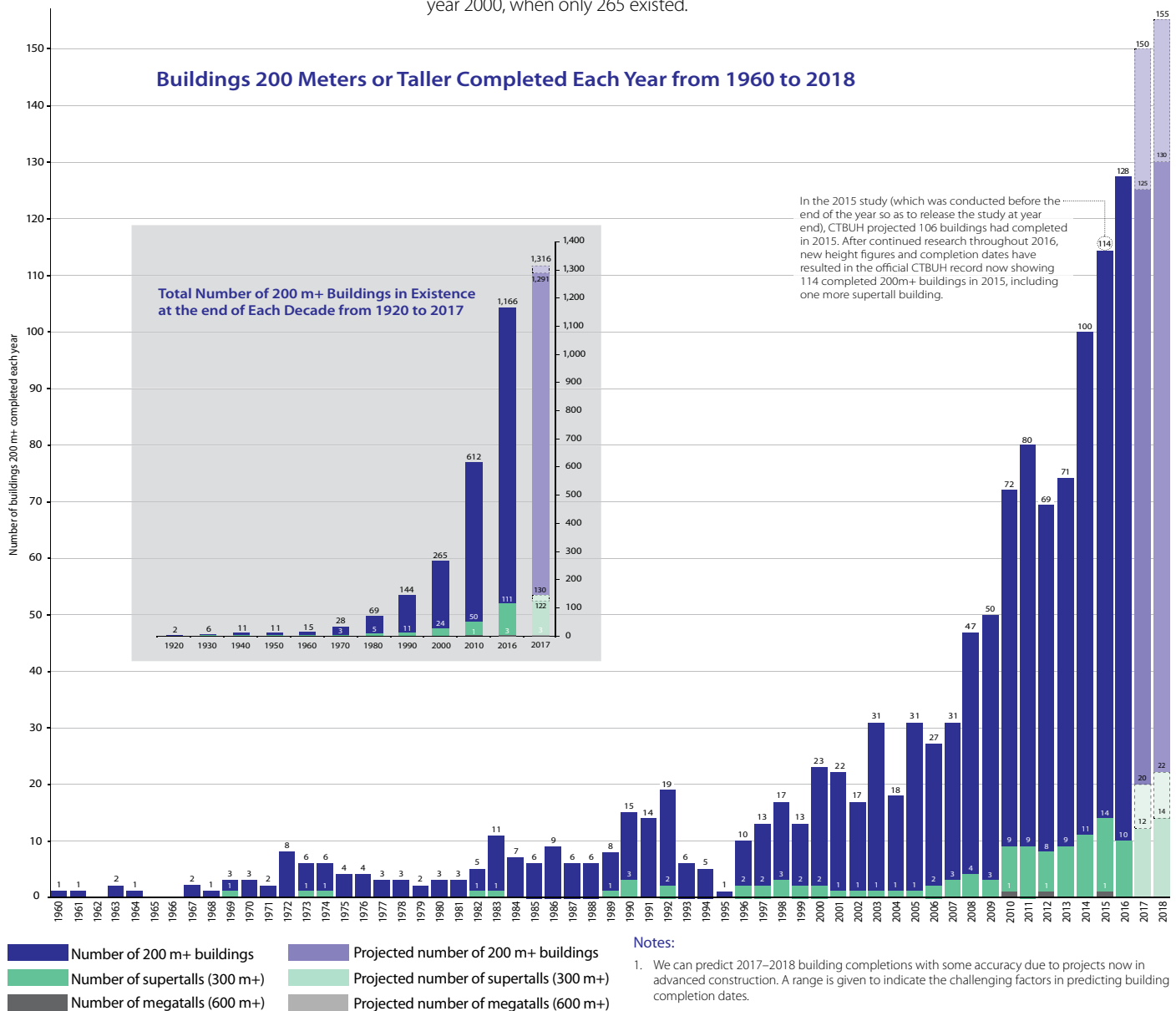


Figure 1. Number of 200 m+ buildings completed each year from 1960 to 2017, with projections through 2018

construction delays typical of buildings in this height range. Nonetheless, 2016 still saw the third-largest number of supertall completions of any year, trailing only 2015, which saw 14; and 2014, which saw 11.

- The tallest building to complete in 2016 was Guangzhou CTF Finance Centre, which stands as the tallest building in Guangzhou, the second-tallest building in China, and the fifth-tallest building in the world at 530 meters.
- Asia retained its status as the world's skyscraper epicenter in 2016, completing 107 buildings, representing 84% of the 128-building total.
- The Middle East matched its 2015 numbers with nine completions in 2016, with North America experiencing a slight increase this year, up from four completions in 2015 to seven in 2016.
- For the ninth year in a row, China had the most 200-meter-plus completions, with a record 84 (see Figure 2), overtaking by 24% its previous annual record of 68 in 2015.
- The United States completed the second-most 200-meter-plus buildings with seven, a notable increase over the two buildings completed in 2015. Meanwhile, South Korea made the list with six completions, with Indonesia seeing five, and both the Philippines and Qatar completing four.
- Shenzhen had the highest number of 200-meter-plus completions of any city in 2016 with 11 (more than any *country* other than China managed to complete), while China's Chongqing and Guangzhou, and Goyang, South Korea tied for second place with six each. The total height of buildings completed in Shenzhen is 2,608 meters (see Figure 3).

Key Worldwide Market Snapshots of 2016

Asia (Not including Middle East)

The momentum of Asia has been unyielding for many years, and 2016 only serves to further reinforce this trend. The region recorded 107 of the 128 completions for the year, or 84% of the total (see Figure 5). A

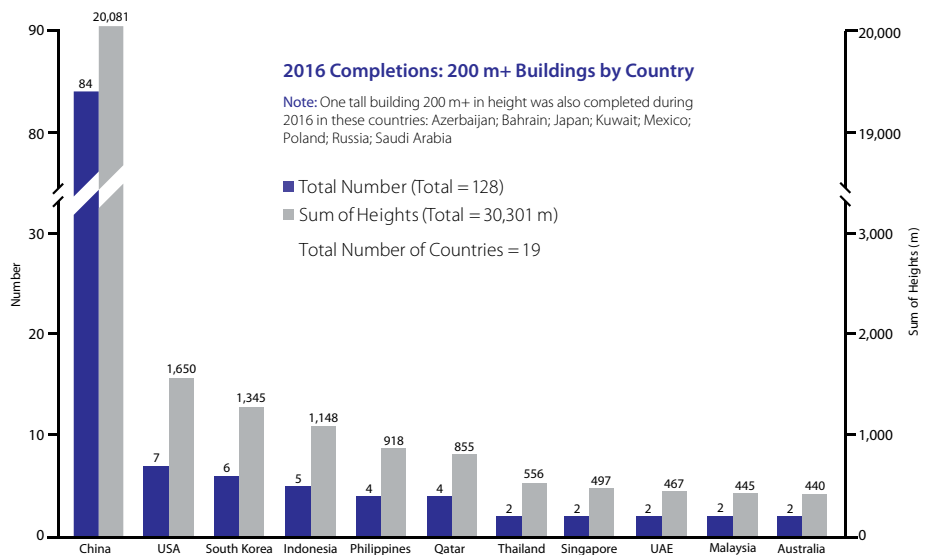


Figure 2. 2016 completions by country

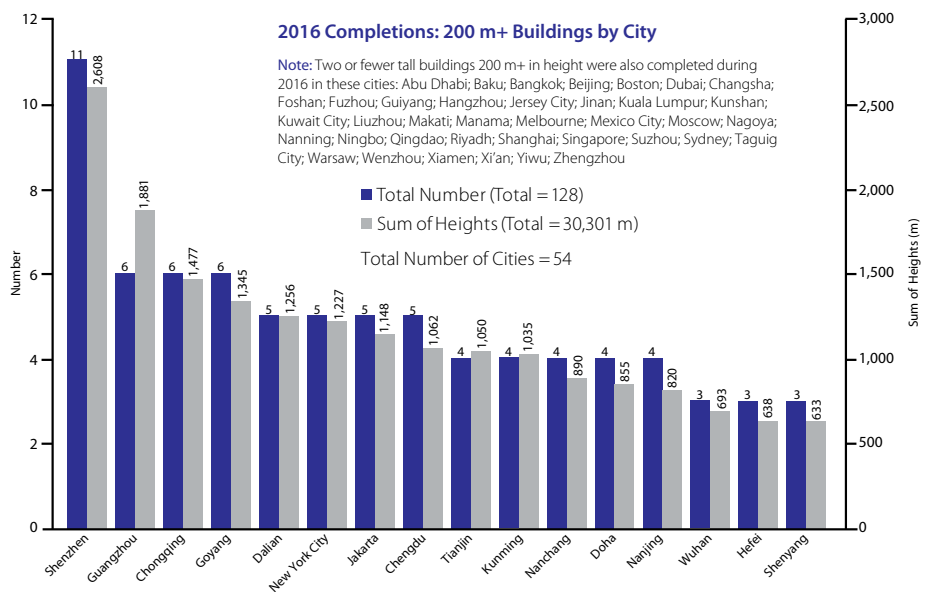
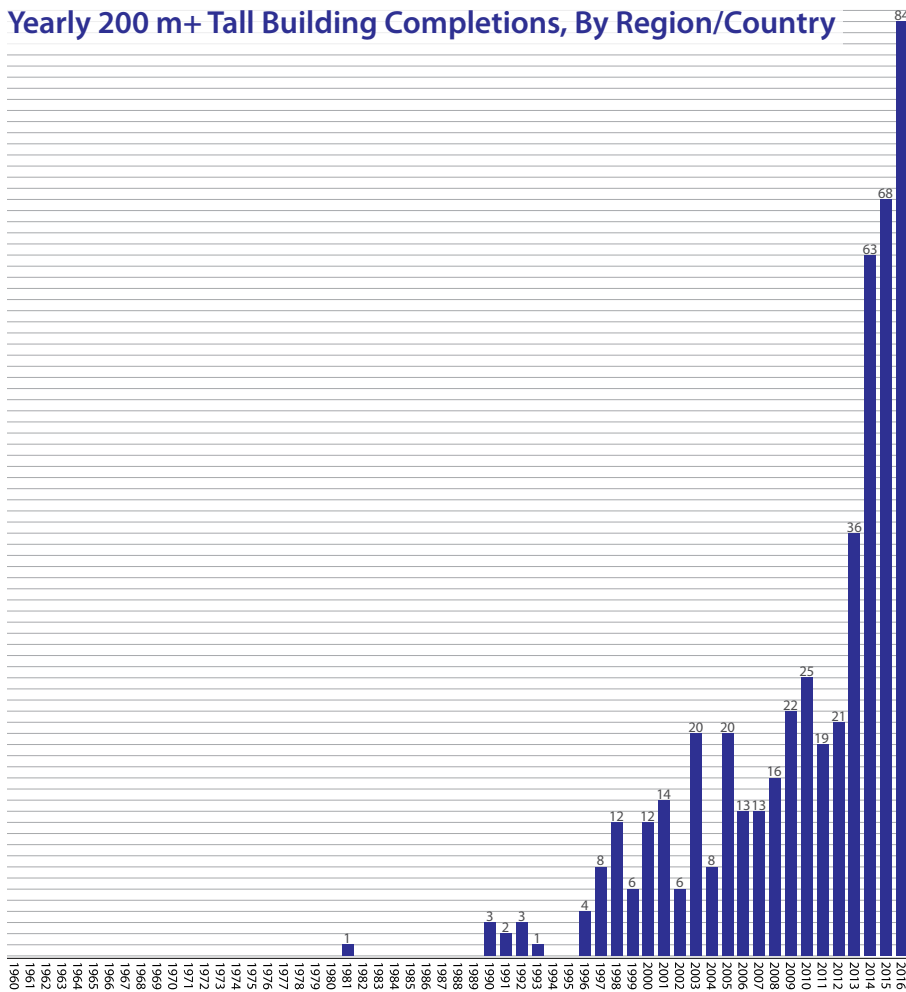


Figure 3. 2016 completions by city


majority of these buildings are located in China, which completed the most 200-meter-plus buildings (84) of any country in the world (see Figure 4). This was the ninth year in a row that China achieved this distinction. Thirty-one cities in China had at least one 200-meter-plus building completion, with Shenzhen outperforming any other city in the world, with 11. Trailing behind Shenzhen are Chongqing and Guangzhou, each with six completions; followed by Chengdu and Dalian with five apiece.

The tallest building to complete in 2016 was Guangzhou CTF Finance Centre (see Figure 8), a 530-meter landmark tower in Guangzhou that, together with Guangzhou IFC, completes a binary framing of the skyline long envisioned and debated by local urban planners. The tower is now the tallest building in Guangzhou, the second-tallest in China (and Asia), and the fifth-tallest building in the world. In a fortunate turn of events, delegates at the CTBUH 2016 Conference were some of the first official occupiers of Guangzhou CTF Finance Centre,

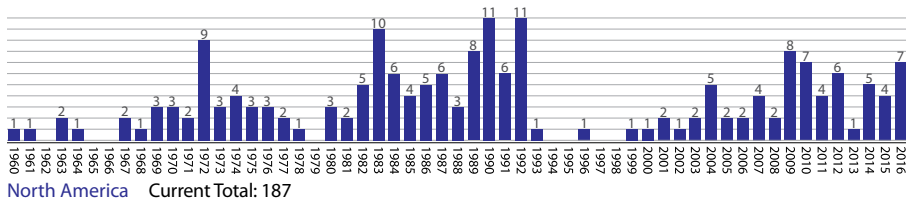
Yearly 200 m+ Tall Building Completions, By Region/Country



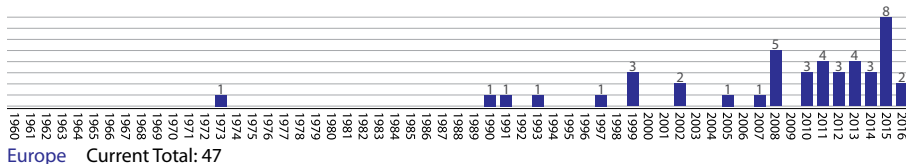
China Current Total: 500



Middle East Current Total: 137



North America Current Total: 187



Europe Current Total: 47

Figure 4. Number of 200 m+ tall buildings completed by region/country since 1960

as the building was the location of both the core conference city program and a networking reception.

South Korea finished the year with six 200-meter-plus completions, ranking third by country and doubling its 2015 count of three. All six of the towers completed this year belong to the Ilsan Yojin Y-City Complex in Goyang, with towers ranging from 214 to 230 meters.

Following on its success as having completed the most 200-meter-plus buildings by city in 2015, Indonesia came in just behind South Korea with five completions in 2016, all of which are located in the capital of Jakarta. At 286 meters, Gama Tower was the tallest building to complete in the country, snagging the top ranking for both Jakarta and Indonesia at large.

The Philippines had four 200-meter-plus completions, a respectable increase over its 2015 count of just one. The completions were split between Taguig City and Makati, each with two. The tallest building to complete was the Grand Hyatt Metrocenter in Taguig City, which is now the second-tallest building in the Philippines.

Middle East and Africa

While Africa has yet to see a 200-meter-plus completion since 1973, for the second year running, the Middle East ended the year with nine such completions (see Figure 4). This continues a steady trend of completions in the region, but pales in comparison to its all-time high of 23 in 2013, a spike that was attributed to a global post-recession recovery in tall building construction. 2016 was the first year since 2006 that the Middle East has not seen the completion of a supertall (300-plus-meter) building, but one should be wary of assuming that this is indicative of a regional swing away from the supertall height threshold. Optimistic projections show as many as nine supertall buildings completing in the Middle East in 2017.

In an unusual turn, the United Arab Emirates did not have the greatest number of completions in the region for the year. That

accomplishment belongs to Qatar, which saw four towers completed in 2016. The UAE followed with just two completions, and Saudi Arabia, Kuwait, and Bahrain tied with one completion each. The tallest building to complete in 2016 in the Middle East is Regent Emirates Pearl, a 255-meter tower in Abu Dhabi that twists along its height at a rate of approximately 0.481 degrees per floor. The tower was featured in the online version of the CTBUH Tall Buildings in Numbers study, *Twisting Tall Buildings*.

North America

Bouncing back from just four completions in 2015 (see Figure 4), North America saw the finalization of seven 200-meter-plus buildings in 2016, the greatest number since 2010, in which it also had seven. All of these buildings are located within the United States, and four are in New York City alone. Most of the buildings completed in the US were residential in function, with six of the seven incorporating living components, and just one incorporating office uses (10 Hudson Yards, 268 meters). The tallest building to complete in the US was 30 Park Place, a 282-meter residential / hotel tower in Downtown Manhattan, accommodating a Four Seasons Hotel in the lower portion and luxury apartments above the 40th floor. Notably, the year also saw the opening of 56 Leonard Street, a tower that has been tracked closely throughout its development by the media, given its unique “Jenga-like” design that extrudes upper-level penthouses on cantilevering floor slabs.

Europe

Despite having a significant influx of tall building completions in 2015, 2016 saw the lowest number of 200-meter-plus completions in Europe (two) since 2009, in which it had zero (see Figure 4). Notably, the year saw the completion of the 374-meter Vostok Tower, Moscow, the tallest component of the Federation Towers complex. After starting construction in 2005, the tower has been 11 years in the making. It is now the tallest building in Europe, a title that previously belonged to OKO Residential Tower, a development that completed in 2015 just blocks away from Vostok Tower in

the Moscow City district. The other notable completion was Warsaw Spire, a 220-meter tower that represents the tallest of several new projects recently rising in the Polish capital. In terms of its height on the Warsaw skyline, the tower ranks second only to the Soviet-era Palace of Culture and Science, built in 1955.

Australia

The land down under boasts two completions in 2016, Vision Apartments in Melbourne at 223 meters and International Towers – Tower 1 in Sydney at 217 meters. The annual trickle of tall buildings coming online in the country is expected to continue in the years ahead, with eleven 200-meter-plus buildings currently under construction or topped out, with completion years ranging from 2017 to 2020.

Central America

The Central America region had only one 200-meter-plus completion in 2016, in the form of Mexico City’s Torre Reforma. The 246-meter tower was recognized as a CTBUH 2016 Awards finalist for the Americas region for its innovative structural configuration, significant opacity along one of its façades, and the preservation of a historic building at its base. The tower is now the tallest building in Mexico.

Completions by Function

Interestingly, the functional split for tall building completions in 2016 remains almost perfectly consistent with that of previous years. Office functions have by far the highest share, representing 52% of completions with 67, achieving a consecutive all-time record over 2015, in which there were 53 (see Figure 6). Meanwhile, 38 mixed-use buildings were completed, representing 30% of the total; while 20 residential buildings came online with a share of 16%. Only three all-hotel towers were completed in 2016, representing just 3% of the total. Given that hotel functions are critical components of many mixed-use developments, the low number of completions for hotel-only towers does not indicate a downward trend for the function altogether.

Completions by Structural Material

The number of buildings completed in 2016 with composite structural systems hit an all-time high this year, with 68, or 53% of the total (see Figure 7). Composite construction represents an effort to use the optimal properties of steel and concrete and

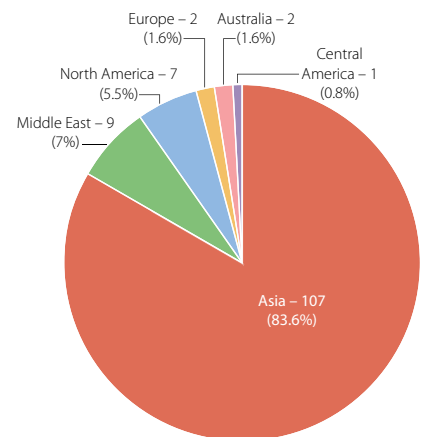


Figure 5. Buildings 200 meters or taller completed in 2016 by Region

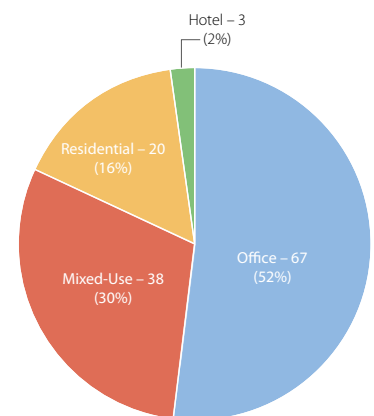


Figure 6. Buildings 200 meters or taller completed in 2016 by Function

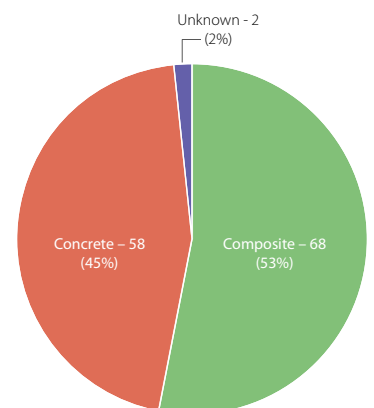
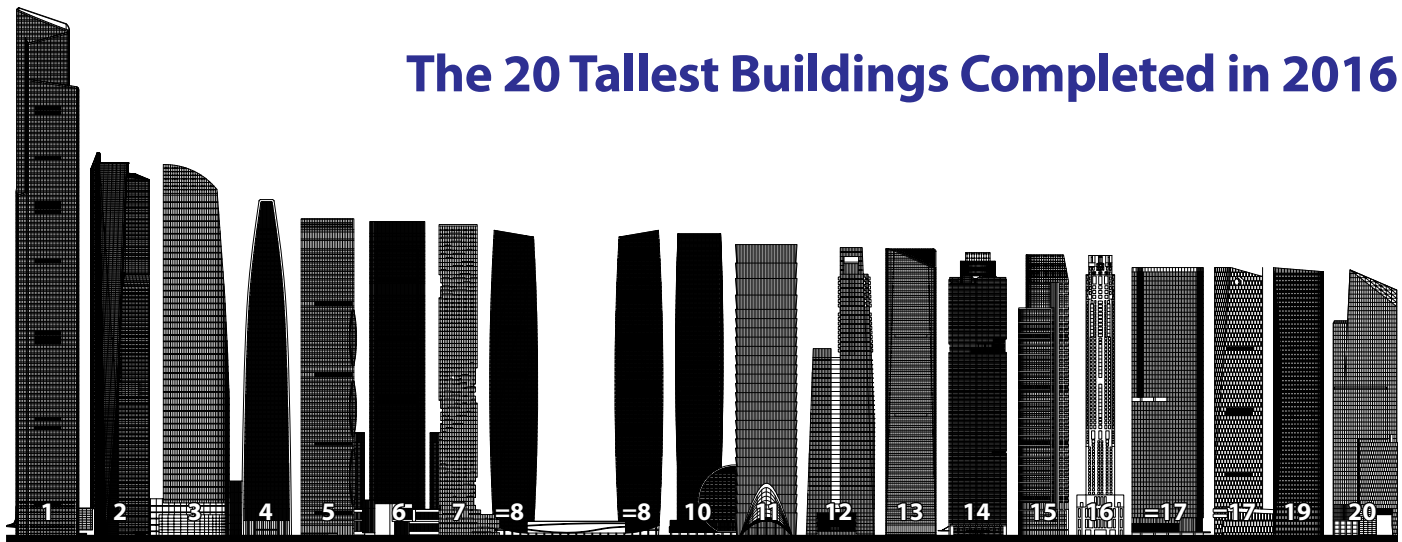


Figure 7. Buildings 200 meters or taller completed in 2016 by Structural Material

The 20 Tallest Buildings Completed in 2016



1 Guangzhou CTF Finance Centre Guangzhou, China 530 meters (1,739 ft)	2 Eton Place Dalian Tower 1 Dalian, China 383 meters (1,257 ft)	3 Vostok Tower Moscow, Russia 374 meters (1,226 ft)	4 Tianjin Modern City Office Tower Tianjin, China 338 meters (1,109 ft)	5 Global City Square Guangzhou, China 319 meters (1,046 ft)	6 Chongqing IFST 1 Chongqing, China 316 meters (1,037 ft)	7 MahaNakhon Bangkok, Thailand 314 meters (1,031 ft)
=8 Wanda Plaza 1 Kunming, China 307 meters (1,008 ft)	=8 Wanda Plaza 2 Kunming, China 307 meters (1,008 ft)	10 Shenzhen CFC Changfu Centre Shenzhen, China 304 meters (997 ft)	11 Riverfront Times Square Shenzhen, China 293 meters (961 ft)	12 Tanjong Pagar Centre Singapore 290 meters (951 ft)	13 China Chuneng Tower Shenzhen, China 289 meters (947 ft)	14 Gama Tower Jakarta, Indonesia 286 meters (936 ft)
15 GT Land Landmark Plaza South Tower Guangzhou, China 283 meters (928 ft)	16 30 Park Place New York City, USA 282 meters (926 ft)	=17 Tianhui Plaza C3 Guangzhou, China 270 meters (886 ft)	=17 Greenland Center Tower 1 Xi'an, China 270 meters (886 ft)	19 Huayuan Center Tower 7 Changsha, China 270 meters (885 ft)	20 10 Hudson Yards New York City, USA 268 meters (878 ft)	

Figure 8. The 20 tallest buildings completed in 2016.



2016 Tallest #1: Guangzhou CTF Finance Centre
Guangzhou, 530 meters (public domain)



2016 Tallest #2: Eton Place Dalian
Tower 1, Dalian, 383 meters, © NBBJ



2016 Tallest #3: Vostok Tower,
Moscow, 374 meters © Igor Butyrskii



2016 Tallest #10: Shenzhen CFC Changfu
Centre, Shenzhen, 304 meters © Cheng Chen



2016 Tallest #7: MahaNakhon, Bangkok,
314 meters © PACE Development



2016 Tallest #14: Gama Tower,
Jakarta, 286 meters © Westin

counteract their respective weaknesses. Thus, this material trend is expected to continue to dominate, particularly as tall buildings continue to proliferate in seismically active regions like China, which mandate robust structural responses. Concrete construction took the remaining share of completions with 58, or 45% of the total. The significant use of concrete can be attributed to a combination of concrete's relative ubiquity and lower cost in many regions, as well as its comparative simplicity in construction, which would increase its appeal in regions with lower-skilled labor pools. In 2016, not a single building of 200 meters or higher was completed with an all-steel structural system. The use of steel in tall buildings has almost completely transitioned into composite construction. As of this writing, there are only nineteen 200-meter-plus buildings currently under construction that employ all-steel structural systems.

The World's 100 Tallest Buildings: Impact of 2016 (refer to pages 9–10)

Back in 2015, 14 buildings entered the list of the World's 100 Tallest Buildings, marking the first year that every building on the 100 Tallest list was a supertall (300-plus meters tall). It follows that all 10 buildings entering the list in 2016 also lie above this threshold, increasing the average height of the 100 tallest buildings from 357 meters in 2015 to 362 meters in 2016. The shortest building on the list is now Leatop Plaza, Guangzhou, at 303 meters.

Mixed-use functions continue to enjoy a plurality in the 100 Tallest list, with 41 buildings, the same count as in 2015. Meanwhile, office functions take a slightly greater share in 2016 with 40 buildings, up from 38 in 2015. Residential and hotel functions have smaller shares, with 12 and seven buildings, respectively.

The 100 Tallest list continues to be dominated by composite construction, with 53 buildings now employing composite systems, up from 46 in 2015. All-concrete and steel primary structures have experienced slight losses, down to 34 buildings for concrete and nine for steel.

Analysis

For the third year running, the world has built more 200-meter-plus buildings than any other year (128), beating the previous record of 114 in 2015. In 2015, we predicted that between 110 and 135 buildings would complete within this range in 2016, so it comes as no surprise that it was yet another record-breaking year in the skyscraper industry.

It's impossible to decouple the enormous boom in global skyscraper construction from the rapid urban development of China. Additionally, over the past several years, there has been a major uptick in the amount of real estate investment coming out of China, rather than remaining within it. This, in combination with a still-cooling national economy, has caused some to assume that the nation's era of unprecedented construction is on the decline. While that may be the case in the long run, short-term prospects remain high, with 328 buildings in the 200-plus-meter range currently under construction in the country.

It's safe to say that the role of the tall building in China will never truly fade; the only question that remains is how long it will continue to keep a majority share of tall building completions annually. With the closest national contender, the US, in 2016 having only seven completions and China having 84, it's clear that the gap will take a number of years to close, if it ever does. Perhaps the most indicative trend from this report highlighting China's status is the fact that the city of Shenzhen completed 11 buildings that were 200 meters or higher. This is more than any *country* other than China managed to complete. With nine of these buildings accommodating pure office functions, and the remaining two combining office and either hotel or residential, the priorities for Shenzhen are clear: These buildings are strategic endeavors to stimulate the local and national economy with commerce, some of it originating internationally as a result of Shenzhen's status as a Special Economic Zone. The ethos is still very much in the realm of "if you build it, they will come;" we'll just have to wait and see if the wager is fruitful.

"Tallest" titles also reigned supreme in 2016, with 18 completed buildings becoming the tallest in a city, country, or region. These superlatives include: Vostok Tower (374 meters) completed to become the tallest building in Russia and Europe; MahaNakhon (314 meters) completed as the tallest building in Thailand; Guangzhou CTF Finance Centre (530 meters) completed as the tallest building in Guangzhou, the second-tallest in China, and the fifth-tallest in the world; Torre Reforma (246 meters) became the tallest in Mexico; Tajong Pagar Centre (290 meters) is now the tallest in Singapore; Gama Tower (286 meters) became the tallest in Indonesia; The Crescent City (210 meters) became the tallest building in Azerbaijan; Eton Place Dalian Tower 1 (383 meters) completed as the tallest building in Dalian, China; Tianjin Modern City Office Tower (338 meters) became the tallest in Tianjin, China; Wanda Plaza 1 and 2 (307 meters) completed as the tallest in Kunming, China; Greenland Center Tower 1 (270 meters) became the tallest in Xi'an, China; Huayuan Center Tower 7 (270 meters) completed as the tallest building in Changsha, China; Golden Eagle Plaza (252 meters) is now the tallest building in Kunshan, China; Poly Business Center Office Tower (248 meters) completed as the tallest is Foshan, China; World Trade Center 1 (215 meters) became the tallest building in Yiwu, China; Grand Hyatt Metrocenter (258 meters) completed as the tallest building in Taguig City, Philippines; and Ilsan Yojin Y-City Tower 105 (230 meters) completed to become the tallest building in Goyang, South Korea. In each instance, the drivers behind these buildings remain constant: the desire to establish identity (whether for a commercial business or an entire locale), to enhance the skyline, to respond to urban population growth, and to maximize functional utility upon minimal land area.

A Postscript on 2017

Perhaps one of the hidden narratives this year is what didn't complete, rather than what did. Many of the supertalls the Council now projects to complete in 2017 are carryovers from 2016. Only 10 of the 18 to 27 supertalls

Table 1: All Buildings 200 meters or taller completed in 2016 (128 no.)

Asia (107 no.)Middle East (9 no.)North America (7 no.)Europe (2 no.)Australia (2 no.)Central America (1 no.)

Rank	Building Name	Location	Floors	Height (m)	Rank	Building Name	Location	Floors	Height (m)
1	Guangzhou CTF Finance Centre	Guangzhou	111	530	=66	Alphaland Makati Place	Makati	55	220
2	Eton Place Dalian Tower 1	Dalian	80	383.15	=66	Golden Eagle International Shopping Center	Nanjing	42	220
3	Vostok Tower	Moscow	95	373.7	=66	Park Lane Manor 5	Nanning	60	220
4	Tianjin Modern City Office Tower	Tianjin	65	338	=66	Park Lane Manor 6	Nanning	60	220
5	Global City Square	Guangzhou	67	318.85	=66	Shuiwan 1979 Tower	Shenzhen	47	220
6	Chongqing IFS T1	Chongqing	62	316	=66	Warsaw Spire	Warsaw	49	220
7	MahaNakhon	Bangkok	75	314.2	=73	Oriental Hope Intertek Plaza 1	Chengdu	45	219
=8	Wanda Plaza 1	Kunming	67	307.3	=73	Oriental Hope Intertek Plaza 2	Chengdu	45	219
=8	Wanda Plaza 2	Kunming	67	307.3	=73	Sino Life Insurance Building	Shenzhen	0	219
10	Shenzhen CFC Changfu Centre	Shenzhen	68	304.3	76	China Resources Center 1	Hefei	43	218.15
11	Riverfront Times Square	Shenzhen	64	293	=77	Chongqing Rural Commercial Bank Financial Building	Chongqing	42	218
12	Tanjong Pagar Centre	Singapore	68	290	=77	Zhejiang Television Center	Hangzhou	42	218
13	China Chuneng Tower	Shenzhen	62	288.6	=77	Causeway Bay International Plaza	Nanchang	42	218
14	Gama Tower	Jakarta	63	285.5	80	252 East 57th Street	New York City	65	217.93
15	GT Land Landmark Plaza South Tower	Guangzhou	47	282.8	81	International Towers Tower 1	Sydney	51	217
16	30 Park Place	New York City	67	282.2	82	Capital Place Office Tower	Jakarta	47	215.15
=17	Tianhui Plaza C3	Guangzhou	60	270	=83	Jinshi International Plaza 1	Qingdao	54	215
=17	Greenland Center Tower 1	Xi'an	57	270	=83	World Trade Center 1	Yiwu	0	215
19	Huayuan Center Tower 7	Changsha	54	269.7	85	Four Seasons Tower	Tianjin	48	214.6
20	10 Hudson Yards	New York City	52	267.67	86	Ilisan Yojin Y-City Tower 101	Goyang	55	214
21	Hongren Fortune Center	Wuhan	47	264.65	87	Harborside Tower 1	Jersey City	71	213.46
22	Financial Street Heping Center	Tianjin	47	262.95	88	International Financial Centre Tower 2	Jakarta	49	213.2
23	Oriental Plaza T1	Chongqing	56	262	89	The 118 Tower	Dubai	46	212
24	Xinglin Bay Business Tower	Xiamen	54	261.9	90	The Tower	Jakarta	50	211.8
25	Beijing Greenland Center	Beijing	55	260	91	JR Gate Tower	Nagoya	46	211.1
26	Grand Hyatt Metrocenter	Taguig City	66	258.48	92	No. 1 Shanghai	Shanghai	34	210.5
=27	Regent Emirates Pearl	Abu Dhabi	52	255	=93	The Crescent City	Baku	52	210
=27	Wenzhou Zhixin Plaza	Wenzhou	53	255	=93	Asia-Pacific Center	Guiyang	55	210
29	Wongtee Plaza	Shenzhen	65	253.55	=93	Ahcof City Plaza	Hefei	51	210
30	R&F International Business Center Phase 2	Guangzhou	53	252.55	=93	New City International	Hefei	47	210
31	Golden Eagle Plaza	Kunshan	55	252	=93	Harmonious Century Tower A	Kunming	55	210
32	56 Leonard Street	New York City	57	250.24	=93	Harmonious Century Tower B	Kunming	55	210
=33	Fusheng Qianlong Plaza	Fuzhou	50	250	=93	Fortune Center Residential Tower 1	Liuzhou	60	210
=33	HKRI Centre One	Shanghai	51	250	=93	Park Terraces Point Tower	Makati	59	210
35	Yunda Central Plaza - St. Regis Hotel	Changsha	63	248.8	=93	CNOOC New Tower 1	Shenzhen	45	210
36	Poly Business Center Office Tower	Foshan	55	248	=93	CNOOC New Tower 2	Shenzhen	45	210
=37	Ningbo Bank of China Headquarters	Ningbo	50	246	103	The Beekman Hotel & Residences	New York City	47	209.4
=37	Shangbang Leasing Tower	Tianjin	54	246	104	China Co-op Group Tower	Dalian	41	209
39	Torre Reforma	Mexico City	56	245	105	Millennium Tower	Boston	60	208.79
40	Waldorf Astoria + Magnolias Ratchaprasong	Bangkok	60	242	=106	King of Towers	Dalian	41	208
=41	Banyan Tree Signatures	Kuala Lumpur	55	240	=106	Wenbo Tower	Shenzhen	48	208
=41	Central Bank of Kuwait	Kuwait City	42	240	108	Oasia Hotel Downtown	Singapore	27	206.62
43	Xi'an Center	Xi'an	54	238	109	St. Regis Hotel & Residences	Kuala Lumpur	48	205
44	Excellence Century Center Tower 1	Qingdao	57	237.3	=110	Chengdu Fantasia Meinian Plaza, Tower C	Chengdu	48	204.1
45	ASE Center R3	Chongqing	69	236.8	=110	Chengdu Fantasia Meinian Plaza, Tower D	Chengdu	48	204.1
=46	Hilton Double Tree Sinyar Tower	Doha	53	230	112	Dongyuan International Chengdu Sichuan Airlines Square	Chengdu	47	204
=46	Ilisan Yojin Y-City Tower 103	Goyang	59	230	113	Eton Shenyang Center #5	Shenyang	60	202.6
=46	Ilisan Yojin Y-City Tower 105	Goyang	59	230	114	Shenzhen Venture Capital	Shenzhen	44	202.4
=46	International Fortune Plaza Tower A	Suzhou	44	230	=115	Hujin International Plaza	Guiyang	40	202
50	Shangri-La at the Fort	Taguig City	63	229.3	=115	Jinan Center Financial City A3-5	Jinan	44	202
51	North Yoker Plaza Tower A	Shenyang	45	228.85	117	Hongyun Building Tower A	Shenyang	44	201.2
=52	Dalian Dingsen Center North Tower	Dalian	52	228	=118	Gateway Towers AQ-1	Doha	43	201
=52	Dalian Dingsen Center South Tower	Dalian	52	228	=118	Gateway Towers AQ-2	Doha	43	201
=52	Changchenghui Tower 1	Wuhan	43	228	=120	Mincheng Center Hotel	Fuzhou	45	200
=52	Kingold Century	Guangzhou	47	228	=120	United Tower	Manama	47	200
=56	Ilisan Yojin Y-City Tower 102	Goyang	58	225	=120	Nanjing Financial City Tower 2	Nanjing	46	200
=56	Ilisan Yojin Y-City Tower 104	Goyang	58	225	=120	Nanjing Financial City Tower 6	Nanjing	46	200
=56	Yunzhong Tower 1	Nanchang	51	225	=120	Suning Electric Plaza	Nanjing	34	200
=56	Yunzhong Tower 2	Nanchang	51	225	=120	Burj DAMAC	Riyadh	36	200
60	China Resources Building	Chongqing	44	223.7	=120	Central COMCON Group Tower	Shenzhen	43	200
=61	BTPN Office Tower	Jakarta	48	223	=120	China Oceanwide International Center Tower 1	Wuhan	46	200
=61	Vision Apartments	Melbourne	69	223	=120	Jinshui Wanda Center Office Tower	Zhengzhou	43	200
63	Qatar Petroleum District Tower 7	Doha	47	222.8					
64	Kerry Center	Nanchang	45	222					
65	Ilisan Yojin Y-City Tower 106	Goyang	57	221					
=66	Wyndham Centre	Chongqing	48	220					

projected by the Council in 2015 to complete in 2016 actually did complete. Taking this into account, yet also acknowledging the massive number of supertalls in advanced stages of construction, we expect between 12 and 20 supertall buildings to complete in 2017, primarily in Asia and the Middle East.

The tallest building set to complete in 2017 is Ping An Finance Center, which at 599 meters will take its place as the tallest building in Shenzhen, the second-tallest in China, and the fourth-tallest in the world. Ping An was initially predicted to be the tallest completion in 2016, but the time needed to put the final touches on the tower caused it to slip into 2017. In South Korea, Lotte World Tower is also set to complete in Seoul, rising 555 meters and taking its position as the tallest in the country by a wide margin. The tower is programmed with a greater variety of functions than is normally found in a tall building. It contains retail components, offices, a seven-star luxury hotel, and an “officetel” – a function common in South Korean real estate, which offers studio-apartment style accommodations for people who work in the building. Meanwhile, the building's top 10 stories are earmarked for extensive public use and entertainment facilities, including an observation deck and rooftop café.

See Table 2 for the 10 tallest buildings set to complete in 2017.

For more information, please contact Jason Gabel, CTBUH Communications Manager at: jgabel@ctbuh.org.

Table 2: Projected 10 Tallest Buildings in 2017

AsiaMiddle East

Rank	Building Name	Location	Floors	Height (m)
1	Ping An Finance Center	Shenzhen	115	599
2	Lotte World Tower	Seoul	123	555
3	Changsha IFS Tower T1	Changsha	94	452
4	Suzhou IFS	Suzhou	98	450
5	Wuhan Center Tower	Wuhan	88	438
6	Marina 101	Dubai	101	427
7	Capital Market Authority Tower	Riyadh	76	385
8	Nanning Logan Century 1	Nanning	82	383
9	Dalian International Trade Center	Dalian	86	370
10	The Address The BLVD	Dubai	72	368




2016 Tallest #16: 30 Park Place, New York City, 282 meters
© Joe Woolhead



2016 Tallest #39: Torre Reforma, Mexico City, 245 meters
© Alfonso Merchand LBR&A



2016 Tallest #87: Harborside Tower 1, Jersey City, 213 meters
© John W. Cahill



2016 Tallest #26: Regent Emirates Pearl, Abu Dhabi, 255 meters
© DeSimone Consulting Engineers



2016 Tallest #50: Shangri-La at the Fort, Taguig City, 229 meters
© Jay Jallorina



2016 Tallest #90: The Tower, Jakarta, 212 meters
© Total BP



2016 Tallest #25: Beijing Greenland Center, Beijing, 260 meters
© LV Hengzhong



2016 Tallest #73: Warsaw Spire, Warsaw, 220 meters
© UNK Ghelamco



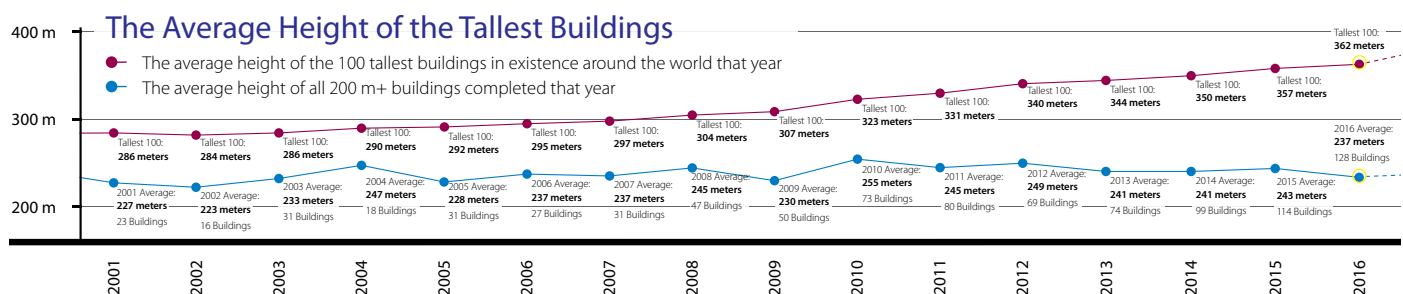
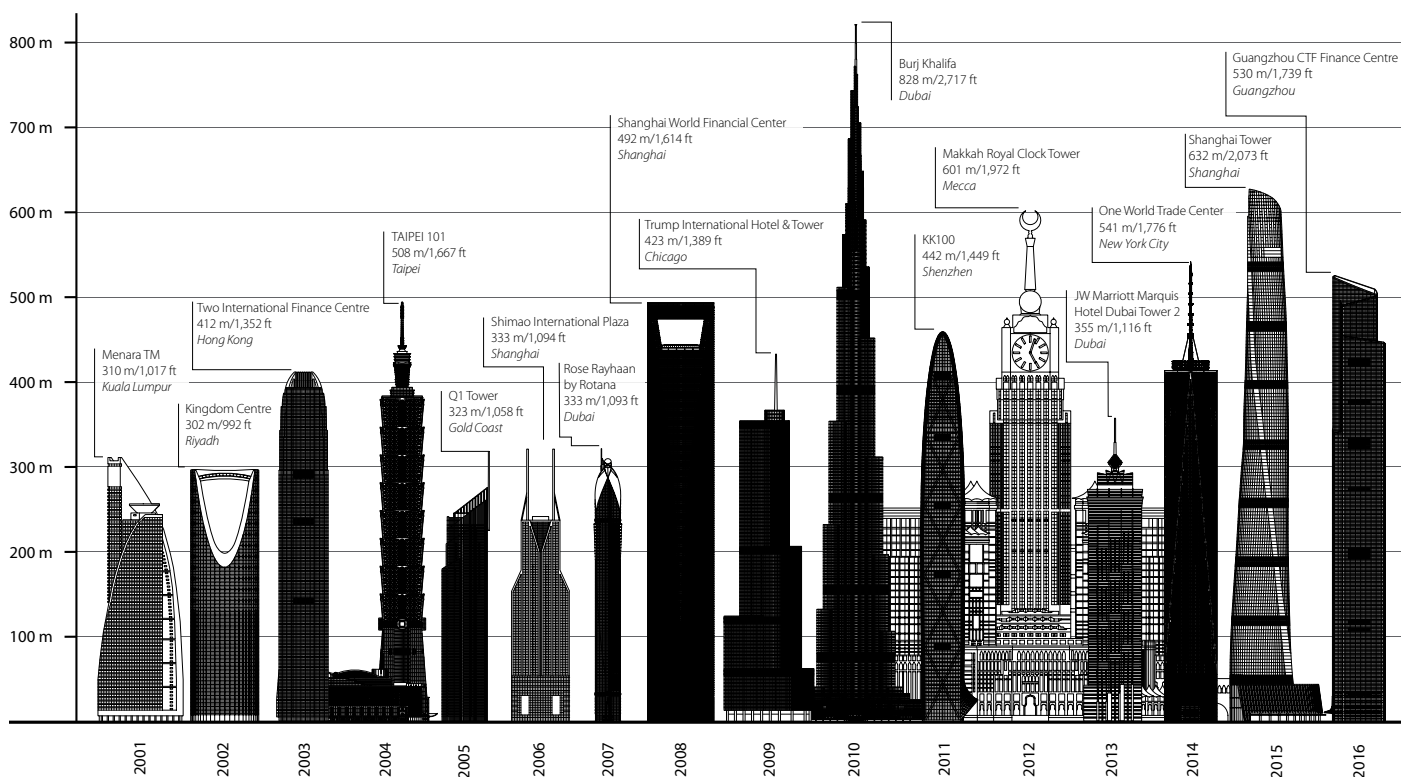
2016 Tallest #99: Fortune Center Residential Tower 1, Liuzhou, 210 meters
© AECOM

The Global Tall Building Picture: Impact of 2016

In 2016, 128 buildings of 200 meters' height or greater were completed, setting a new record for annual tall building completions and marking the third consecutive record-breaking year. This brings the total number of 200-meter-plus buildings in the world to 1,168, marking a 441% increase from the year 2000, when only 265 existed. "Tallest" titles also reigned supreme in 2016, with 18 completed buildings becoming the tallest in a city, country, or region, while Asia retained its dominant status with 107 buildings, representing 84% of the total.

World's Tallest Building Completed Each Year

Starting with the year 2001, these are the tallest buildings that have been completed globally each year.





The total height of the 200m+ buildings that completed in 2016 is a record 30,301 meters – that's almost 37 Burj Khalifas.

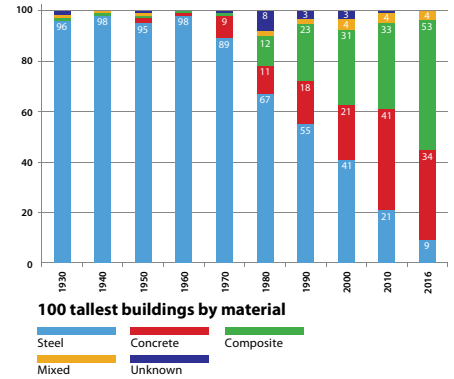
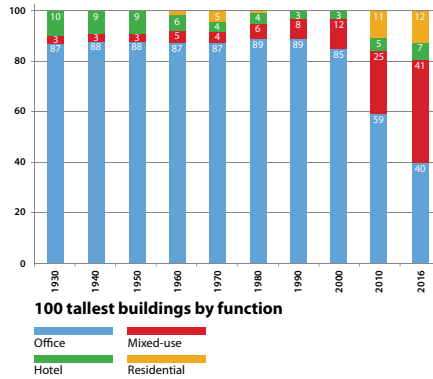
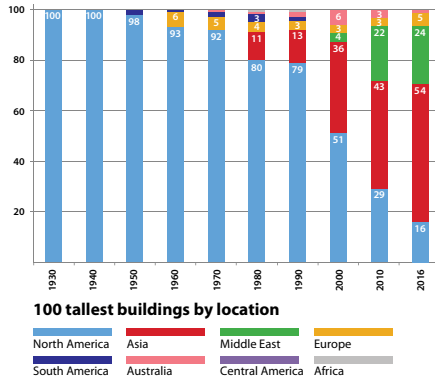
18

In 2016, there were eighteen 200m+ buildings completed that became the tallest in a city, country, or region.

Guangzhou CTF Finance Centre, Guangzhou, at 530 meters, was the tallest building to complete in 2016, and is now the **fifth-tallest** building in the world.

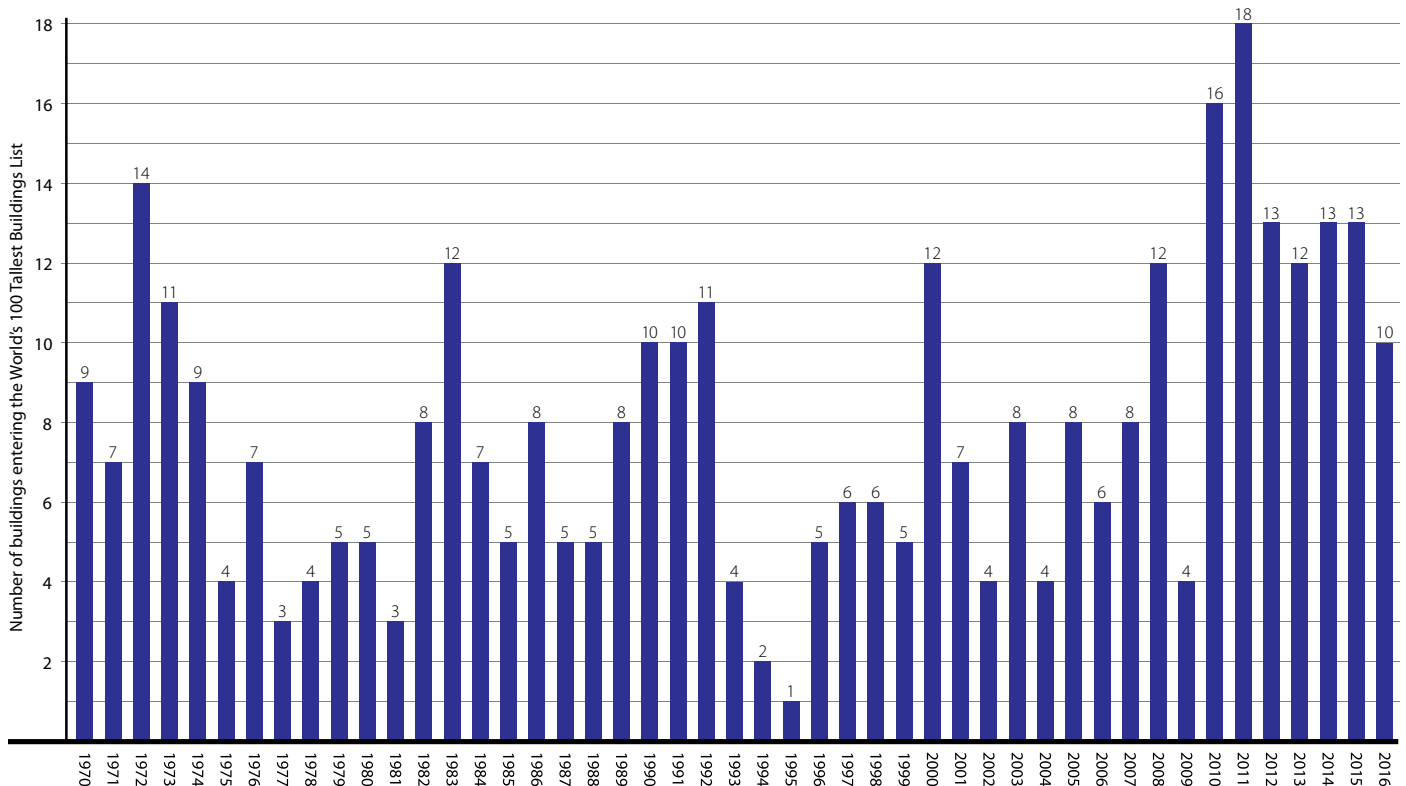
World's Tallest 100: Analysis

As the graphs below show, Asia and the Middle East continue to ascend, while the mixed-use plurality deepens, along with the rise of composite structures.

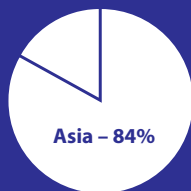


Number of Buildings Entering the World's 100 Tallest by Year

A total of 10 buildings made it into the global 100 Tallest list in 2016, the fewest to do so since 2009, when only four buildings entered the list. Given the high number of supertall buildings expected to complete in 2017, an upward swing is plausible for the coming year.



The United States saw **seven** 200 m+ completions in 2016, the country's highest since 2009. The tallest of these seven was 30 Park Place, New York, at 282 meters.



For the fourth year in a row, at least 75% of all 200 m+ building completions were located in Asia.

The 246-meter Torre Reforma, Mexico City, completed in 2016 to become the tallest building in Mexico and the **sixth-tallest** in Central America.